



BioArctic AB

Gunilla Osswald, PhD, CEO

Sachs Associates

11th Annual European
Life Sciences CEO Forum

February 26, 2018

Disclaimer

- This presentation has been prepared and produced by BioArctic AB (publ) (“BioArctic”) solely for the benefit of investment analysis of BioArctic and may not be used for any other purpose. Unless otherwise stated, BioArctic is the source for all data contained in this presentation. Such data is provided as at the date of this presentation and is subject to change without notice.
- This presentation includes forward-looking statements. These forward-looking statements involve known and unknown risks, uncertainties and other factors, which may cause BioArctic’s actual results, performance, achievements or industry results to be materially different from those expressed or implied by these forward-looking statements. Forward-looking statements speak only as of the date of this presentation and BioArctic expressly disclaims any obligation or undertaking to release any update of, or revisions to, any forward-looking statement in this presentation, as a result of any change in BioArctic’s expectations or any change in events, conditions or circumstances on which these forward-looking statements are based.
- This presentation does not constitute or form part of, and should not be construed as, an offer or invitation for the sale of or the subscription of, or a solicitation of any offer to buy or subscribe for, any securities, nor shall it or any part of it or the fact of its distribution form, or be relied on in connection with, any offer, contract, commitment or investment decision relating thereto, nor does it constitute a recommendation regarding the securities of BioArctic.
- The information in this presentation has not been independently verified.
- No regulatory body in Sweden or elsewhere has examined, approved or registered this presentation.

Snapshot of BioArctic

Company overview

- ▶ **Research oriented biopharma company** focusing on development of drugs in areas with a large unmet medical need, such as Alzheimer's and Parkinson's Disease, and Complete Spinal Cord Injury
- ▶ **Founded in 2003** by Prof. Lars Lannfelt and Dr. Pär Gellerfors
- ▶ **Flexible organization** with approx. 30 FTEs complemented with consultants and close collaborations with external partners
- ▶ **Headquartered** in Stockholm, Sweden
- ▶ **Listed on Nasdaq Stockholm Mid Cap** since October 2017

Investment highlights

- ▶ **Highly educated organization** with proven track record of bringing drugs from idea to market
- ▶ **Innovative portfolio** of differentiated first-generation disease modifying agents in Alzheimer's and Parkinson's Disease, diagnostics and pioneering Complete Spinal Cord Injury treatment
- ▶ **Strategic collaborations** with Eisai and AbbVie validating highly innovative research organization and unique product candidates
- ▶ **Attractive combination** of fully financed partner projects and cutting-edge, well funded, proprietary R&D pipeline with substantial market and out-licensing potential

Long-standing and Extensive Partnerships

Eisai collaboration and license agreements



Description of agreements

- Two previous research collaborations regarding disease modifying therapies for Alzheimer's Disease that resulted in two licenses of the A β oligomer/protofibril antibodies BAN2401 and BAN2401 Back-up
- Third research collaboration ongoing regarding a new target as a disease modifying therapy for Alzheimer's Disease

Milestone / royalty potential

- The total aggregated value of the research collaborations and license agreements is approx. EUR 218m in signing fee and milestones plus high single digit royalties
- BioArctic has received approx. EUR 47m for the research collaborations, signing fees and milestones

AbbVie collaboration agreement



Description of agreements





- Research collaboration (entered Sep 2016) regarding alpha-synuclein antibodies as disease modifying therapies for Parkinson's Disease incl. BAN0805 to IND, follow-up compounds and diagnostic
- BioArctic primarily responsible for performing all pre-clinical activities
- Option for AbbVie for a license to develop and commercialize the antibodies

Milestone / royalty potential

- Total potential value of the agreement is up to USD 755m incl. an up-front fee, option exercise fee, and success-based milestones plus tiered royalties
- BioArctic has received an USD 80m up-front payment for the research collaboration

Strategic collaborations with pharmaceutical industry validating potential value and commercialization potential for BioArctic with proven track record of delivering on research collaborations

Strategic Partnerships and Cutting-Edge Proprietary R&D

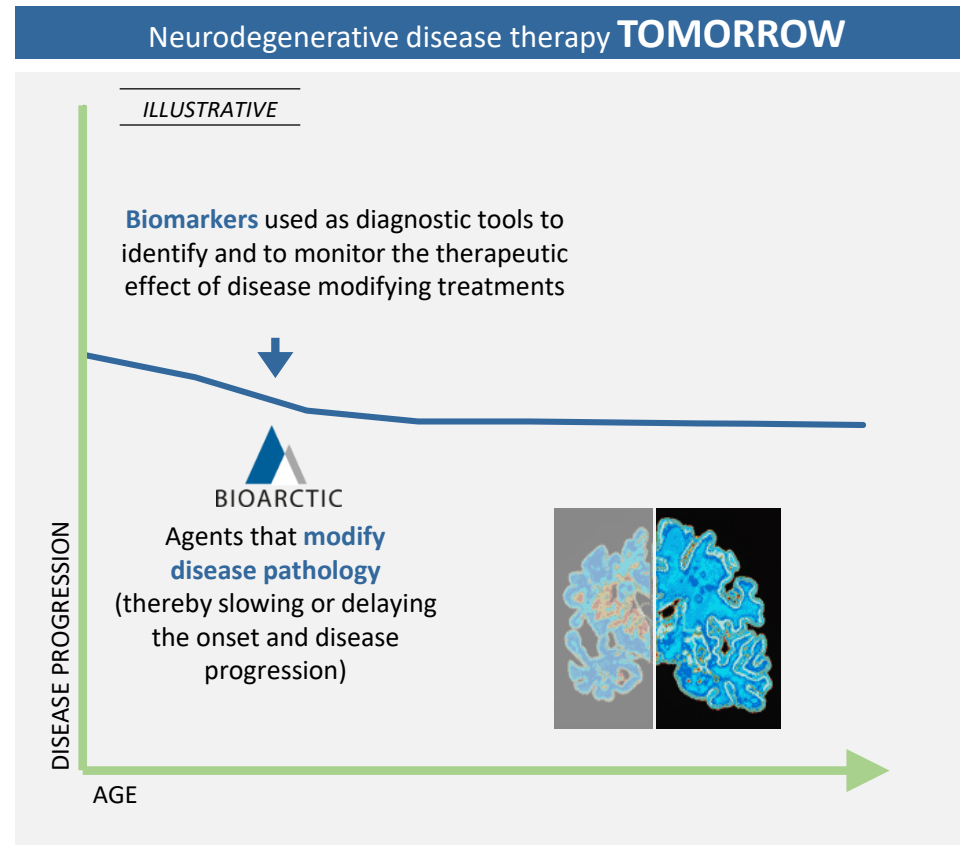
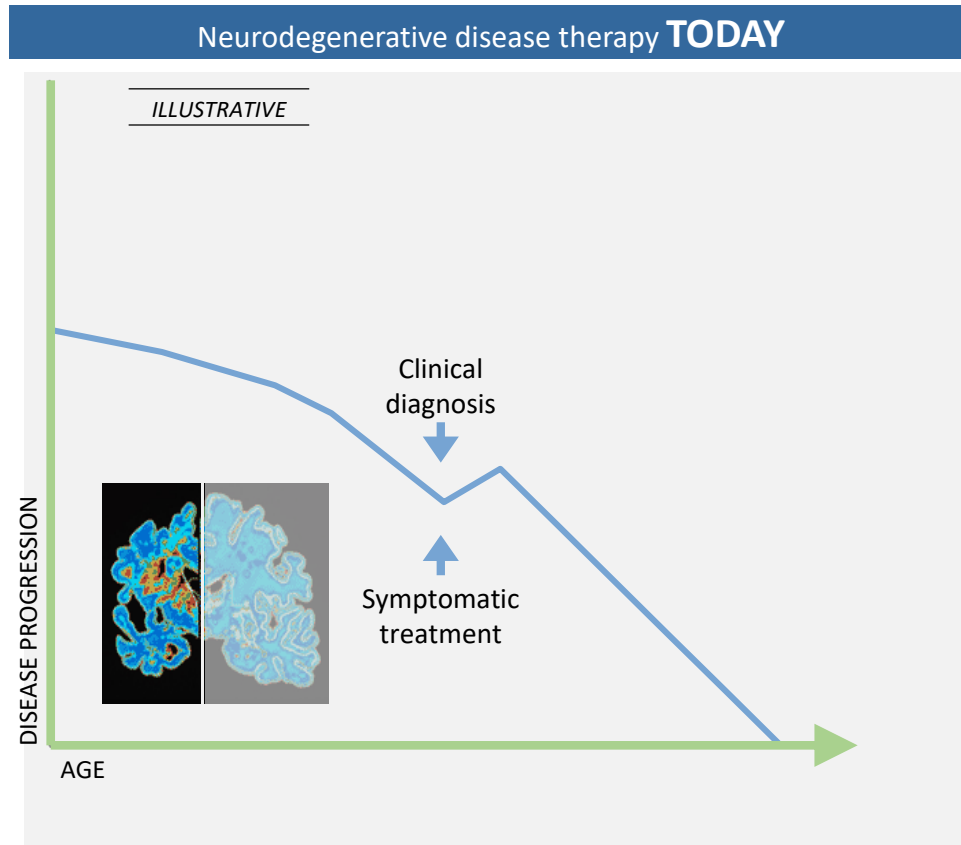
| | PRODUCT CANDIDATE | INDICATION | PARTNER | DISCOVERY | PRE-CLINICAL | PHASE 1 | PHASE 2 | PHASE 3 |
|----------------------------|---|---|--|-----------|--------------|---------|---------|---------|
| NEURODEGENERATIVE DISEASES | BAN2401 (anti-Aβ antibody) | Alzheimer's Disease |   ¹⁾ | ▶ | | | | |
| | BAN2401 (anti-Aβ antibody) | Down's Syndrome ²⁾ Traumatic Brain Injury | — | ▶ | | | | |
| | BAN2401 Back-up (anti-Aβ antibody) | Alzheimer's Disease |  | ▶ | | | | |
| | AE1501 (undisclosed) | Alzheimer's Disease |  | ▶ | | | | |
| | AD1502 (undisclosed) | Alzheimer's Disease | — | ▶ | | | | |
| | AD1503 (undisclosed) | Alzheimer's Disease | — | ▶ | | | | |
| | BAN0805 (anti-alpha-synuclein antibody) | Parkinson's Disease | abbvie | ▶ | | | | |
| DIAGNOSTICS & TECHNOLOGY | Imaging and biochemical biomarkers (Aβ) | Alzheimer's Disease | — | ▶ | | | | |
| | Imaging and biochemical biomarkers (alpha-synuclein) | Parkinson's Disease | abbvie | ▶ | | | | |
| | BBB-technology (blood-brain barrier) | Multiple application areas | — | ▶ | | | | |
| SPINE | SC0806 (FGF1/device) | Complete Spinal Cord Injury | — | ▶ | | | | |

¹⁾ Partner with Eisai on BAN2401 for treatment of AD. Since 2014, Eisai partnered with Biogen in AD.

²⁾ Dementia and cognitive impairment associated with Down's syndrome.

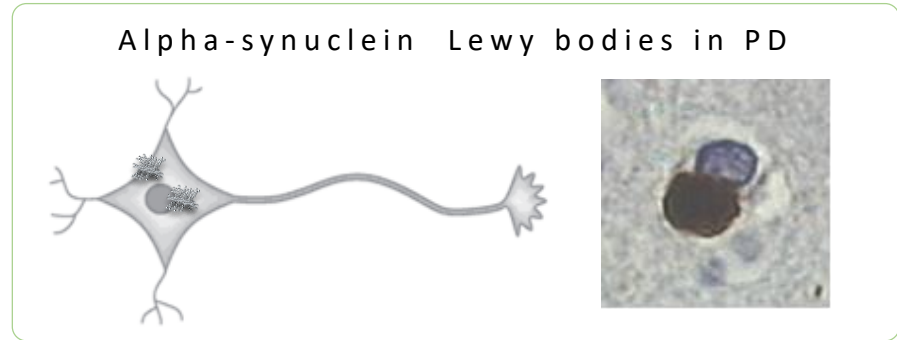
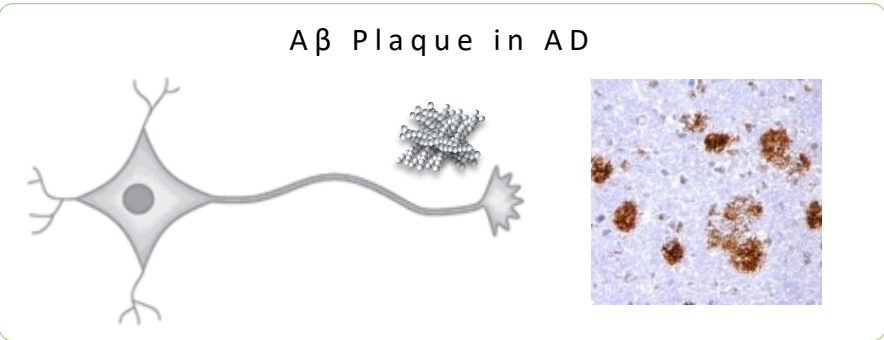
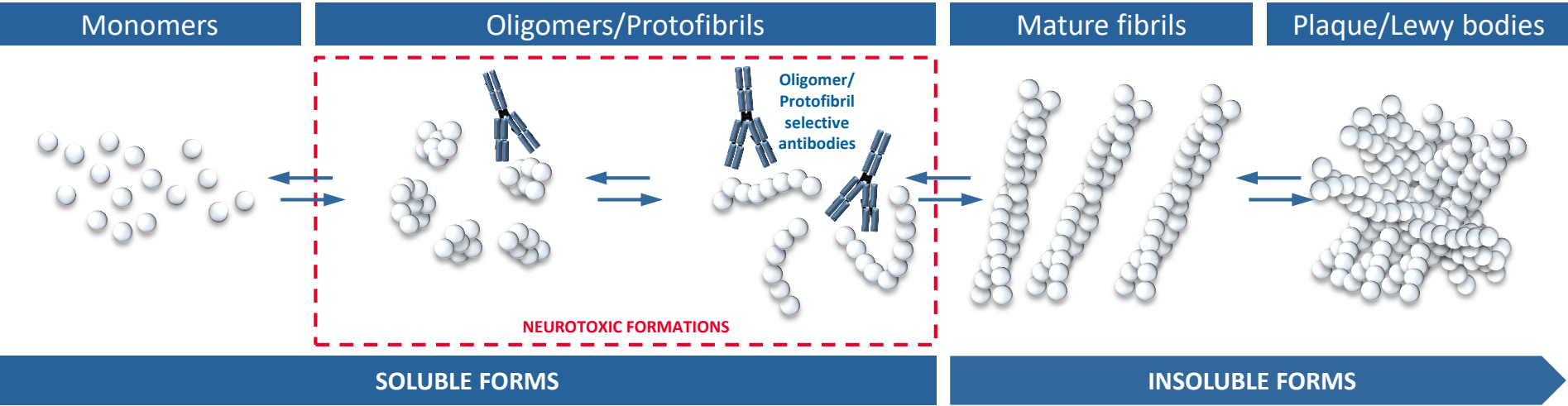
Disease Modifying Agents and Reliable Diagnostics/Biomarkers for Neurodegenerative Diseases

New therapy focus on disease pathogenesis – efforts to delay the neurodegenerative process



Significant unmet medical need to be addressed by disease modifying agents and reliable diagnostics/biomarkers

Protein Misfolding is Disease Causing in a Number of Neurodegenerative Diseases Including AD and PD

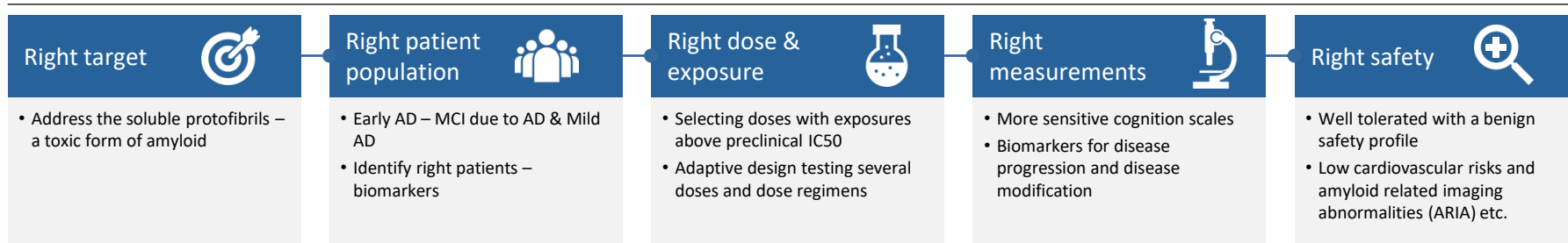


Source: Company information.

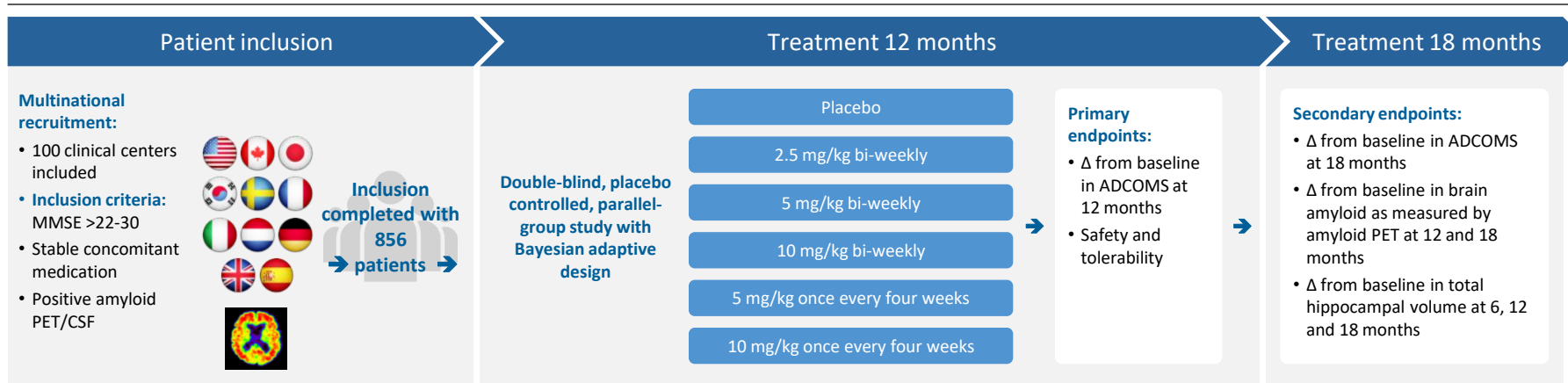
BAN2401 – Learnings from Previous Clinical Trials in AD Incorporated in Phase 2b Study Design

Last interim analyses performed and final results in H2 2018

Important parameters



Phase 2b study design



Full read-out of study after 18 months treatment in H2 2018

Source: Company information.

Note: ADCOMS = Alzheimer’s Disease Composite Score, a evaluation tool developed by Eisai.

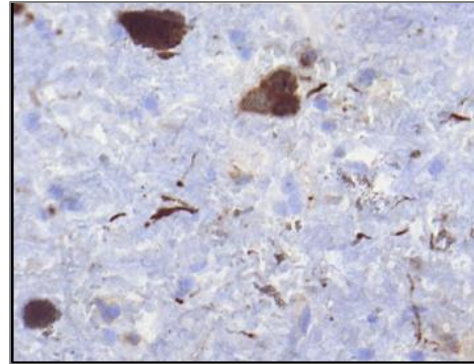
BAN0805 – Groundbreaking Disease Modifying Drug in PD with Rationale for Selective Targeting of Alpha-synuclein Oligomers/Protofibrils

Rationale for targeting alpha-synuclein

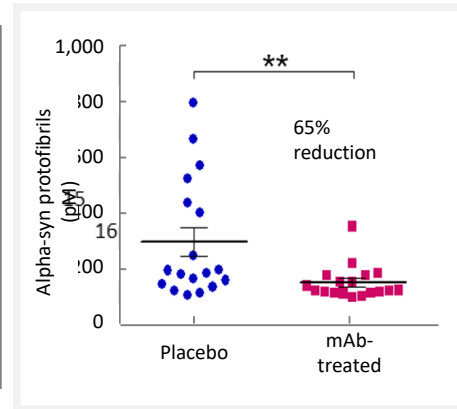
Human genetics

Pathology

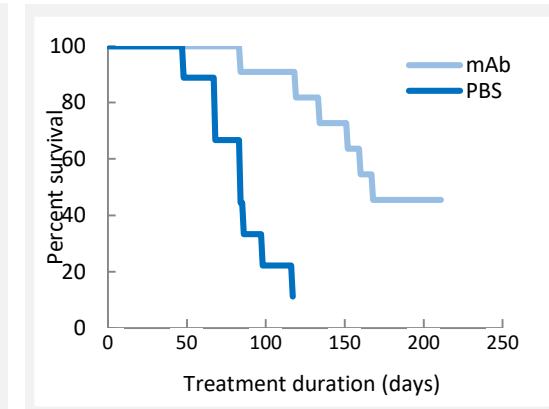
Pre-clinical proof of concept



Reduction of neurotoxic alpha-synuclein oligomers/protofibrils



Increases lifespan



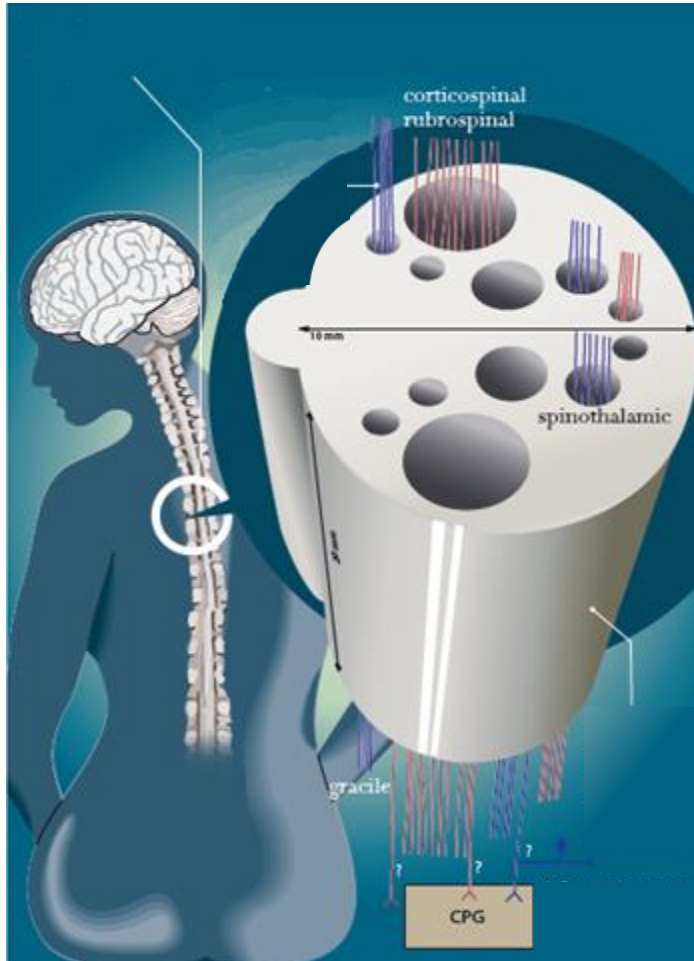
Alpha-synuclein mutations lead to PD or Dementia with Lewy Bodies and are associated with increased oligomer/protofibril formation

Alpha-synuclein deposition is a hallmark of PD pathophysiology and alpha-synuclein oligomers/protofibrils are elevated in PD

Oligomer/ protofibril selective antibody reduces neurotoxic alpha-synuclein oligomer/protofibril levels, delays disease progression and increases life-span in a PD mice model

SC0806 – Unique Regenerative Treatment of Complete SCI

SC0806 – Regenerative Treatment of Complete SCI



Treatment rationale and project status

SC0806 makes nerve regeneration possible

| | |
|-----------------------------|--|
| FGF1 activated by heparin | <ul style="list-style-type: none">• Stimulation of central axon outgrowth• Decreases gliosis |
| Peripheral nerve autografts | <ul style="list-style-type: none">• Optimal regeneration environment |
| Biodegradable device | <ul style="list-style-type: none">• Provides sustained release of FGF1• Positioning of nerve grafts from white to gray matter |

- Surgical implantation of biodegradable SCI device with recombinant Fibroblast Growth Factor 1 (FGF1) and nerve grafts
 - Combination of medical device and new drug from a regulatory perspective
 - Orphan Drug designation in US and EU – granting 7 and 10 years exclusivity, respectively
- Preclinical Proof of concept shown in rats
 - Rat experiments demonstrate nerve regeneration, restored electrophysiology and motor function
 - The motor evoked potential (MEP) has been restored in rats with resected spinal cords
- Clinical Phase 1/2 trial ongoing with SC0806 in patients with complete spinal cord injury
 - Surgery at Karolinska University Hospital in Sweden
 - Rehabilitation for 18 months with Lokomat in Sweden and preparations to include patients in Norway, Estonia and Finland
 - Patients receiving SC0806 treatment are given the option of 12 months additional rehabilitation in an extension study
 - 8 patients included (5 treated with SC0806 and 3 control patients)

Successful IPO on Nasdaq Stockholm Mid Cap in October 2017

IPO and new share issue October 12

- ▶ **Largest total offering in Swedish biotech since 2000**

Total offering value of SEK 805m (USD 97m)

- ▶ **Attracting renowned institutional shareholders**

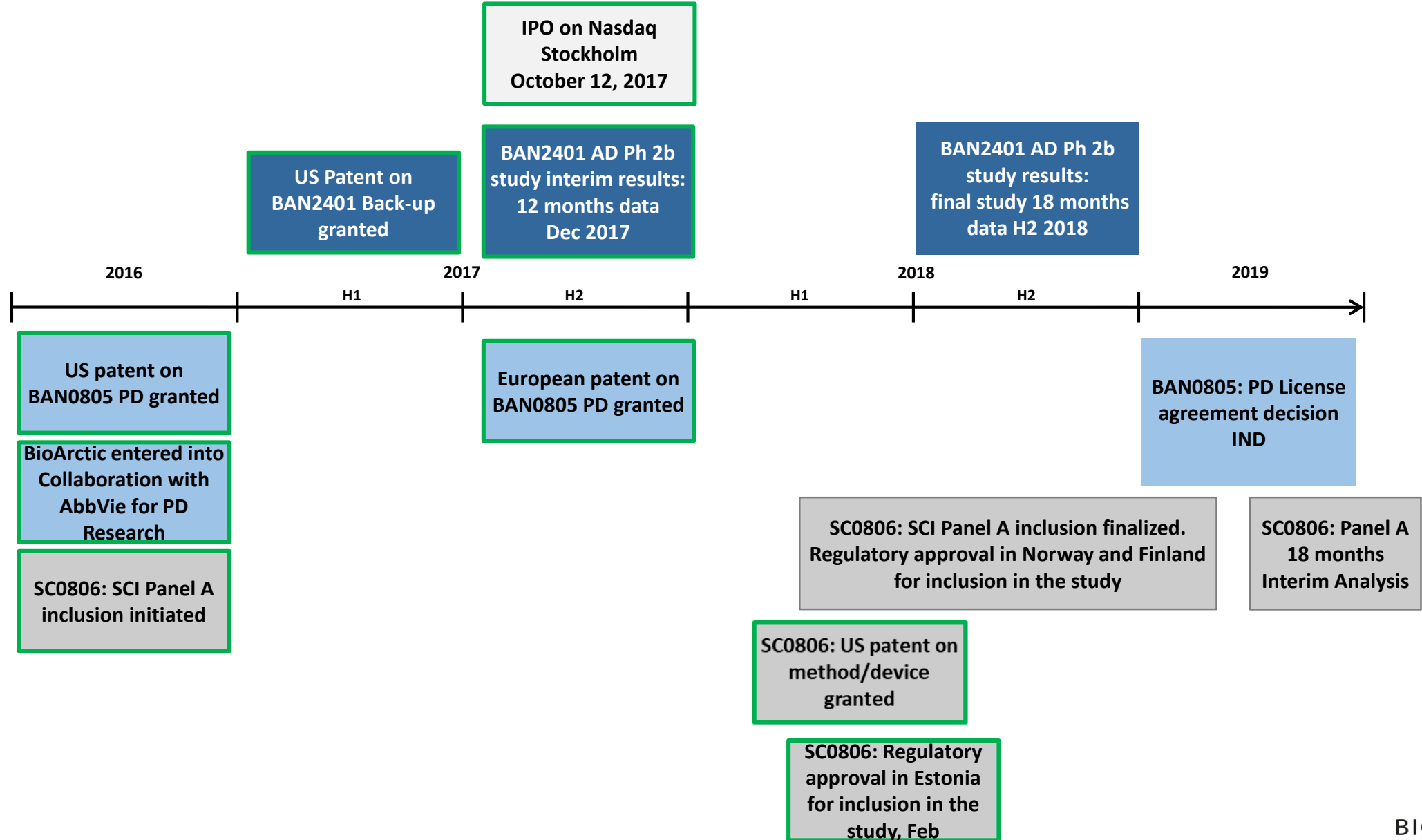
A number of well renowned international institutional investors, among others HBM Healthcare Investments, as well as Swedish institutional investors such as AP2, AP3, AP4, Handelsbanken Fonder and Swedbank Robur are shareholders in BioArctic

- ▶ **Funding of own R&D projects secured**

The new share issue rendered approx. SEK 550m (USD 66m) in funding for BioArctic's own R&D projects



Recent & Anticipated News Flow



Q&A

Thank you for your attention!